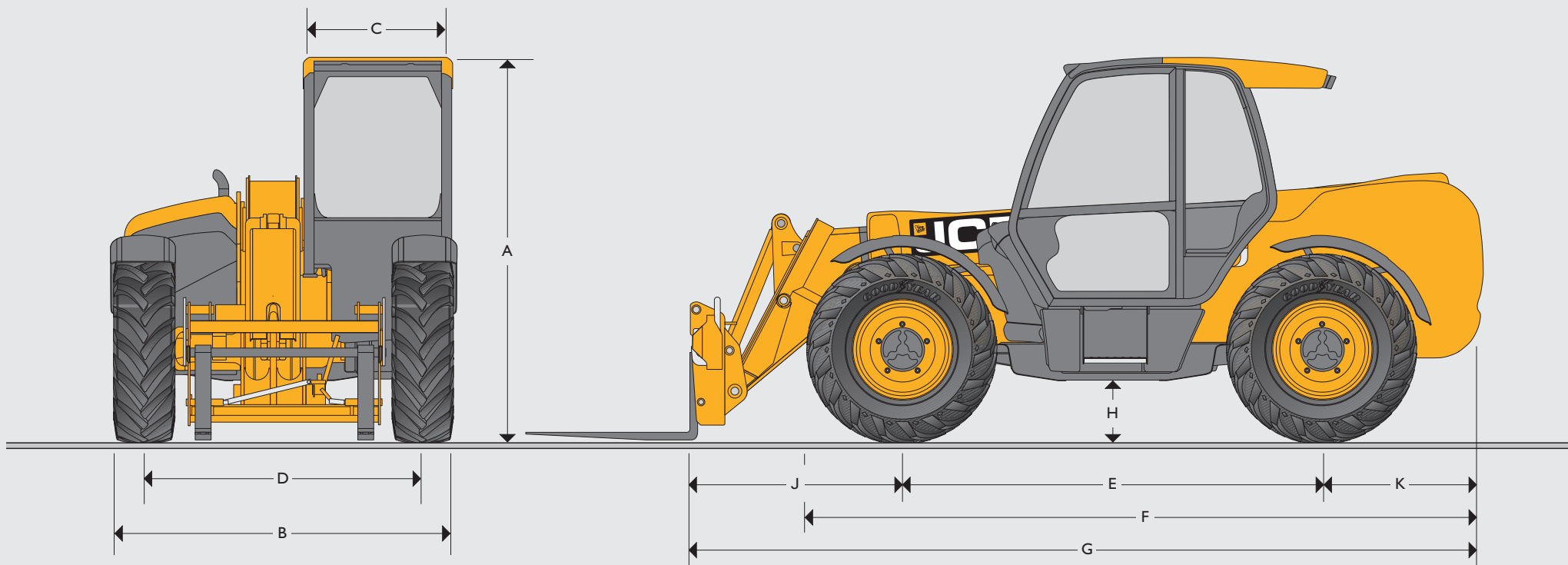


STATIC DIMENSIONS



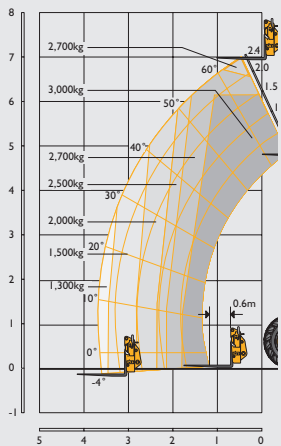
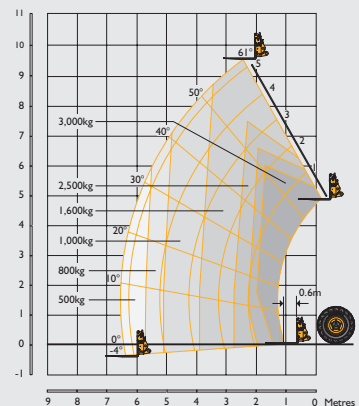
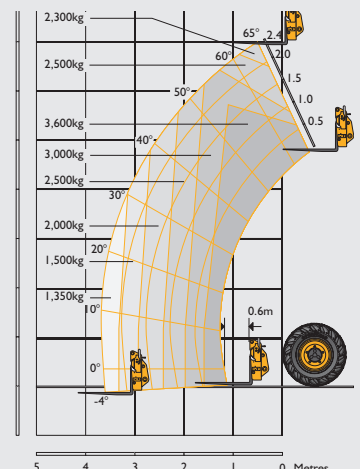
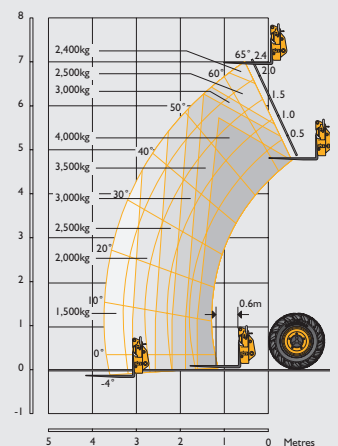
STATIC DIMENSIONS

Machine model		531-70	535-95	536-70LP	541-70
A Overall height	m	2.49	2.49	2.33	2.49
B Overall width (over tyres)*	m	2.34	2.34	2.24	2.34
C Inside width of cab	m	0.94	0.94	0.94	0.94
D Front track	m	1.81	1.87	1.81	1.81
E Wheelbase	m	2.75	2.75	2.75	2.75
F Overall length to front tyres	m	4.38	4.38	4.38	4.38
G Overall length to front carriage	m	4.99	4.99	4.99	4.99
H Ground clearance	m	0.4	0.4	0.4	0.4
Outside turn radius (over tyres)	m	3.7	3.7	3.7	3.7
Carriage rollback angle	degrees	42.6	41	42.6	42.6
Carriage dump angle	degrees	37.5	24	37.5	37.5
Weight	kg	7220	8700	8080	8220
Tyres		460/70 R24	460/70 R24	460/70 R24	460/70 R24

Machine shown with optional roof mounted air conditioning fitted on AGRI Plus, AGRI Super and AGRI Pro.

*Dependant upon tyre specified.

LIFT PERFORMANCE

Machine model		531-70	535-95	536-70/536-70LP	541-70
					
Maximum lift capacity	kg	3000	3000	3600	4000
Lift capacity to full height	kg	2700	1600	2300	2400
Lift capacity at full reach	kg	1300	500	1350	1500
Lift height	m	7	9.5	7	7
Reach at maximum lift height	m	0.48	2.43	0.48	0.48
Maximum forward reach	m	3.7	6.52	3.7	3.7
Reach with 1 tonne load	m	3.7	5.08	3.7	3.7
Placing height	m	6.3	8.78	6.3	6.3

Complies with stability test EN 1459 Annex B.

Machine model		531-70 / 535-95 / 536-70LP / 541-70	531-70 / 535-95 / 536-70LP / 541-70	531-70 / 541-70
Emissions level		T2 / T3	T4i / T3	Tier 4 Final / Stage IV
Model		AGRI	AGRI Plus / AGRI Super	AGRI Pro
Manufacturer		JCB	JCB	JCB
Displacement	ltr	4.4	4.4 / 4.8	4.8
No. of cylinders		4	4	4
Bore size	mm	103	103 / 106	106
Stroke	mm	132	132 / 135	135
Aspiration		Turbocharged cooled	Turbocharged cooled	Turbocharged cooled
Power rating				
Power @ 2200rpm	kW (hp)	74 (100) / 81 (109)	93 (125) / 108 (145) / 97 (130)	108 (145)
Torque rating				
Torque @ 1500rpm	Nm	516	550 / 560	560
After treatment		SCR & DEF	SCR & DEF	SCR & DEF

AGRI

AGRIPLUS

AGRISUPER

AGRIPRO

OPTIONS				
Model	531-70, 535-95, 536-70LP, 541-70	531-70, 535-95, 536-70LP, 541-70	531-70, 535-95, 536-70LP, 541-70	531-70, 535-95, 541-70
Engine and gearbox				
55kW / 74hp (531-70 & 536-60 only)	○	–	–	–
81kW / 109hp	○	–	–	–
93kW / 125hp	–	●	●	–
108kW / 145hp	–	○	○	●
33kph Powershift (4-speed)	●	●	–	–
40kph Powershift (4-speed) (incorporating TorqueLock in 4th gear)	●	–	–	–
40kph Autoshift (6-speed), (incorporating TorqueLock in 5th and 6th gear)	–	–	●	–
40kph DualTech Variable Transmission, (combine Hydrostatic and Mechanical Drive with Flexi Mode)	–	–	–	●
Features				
Electrical 2/4WD disconnect	●	●	●	–
Auto 2/4WD disconnect	–	–	–	●
Double acting rear hydraulic auxiliary	○	●	●	–
Smart hydraulics				
Regenerative hydraulics (lower and retract) 535-95 lower only	●	●	●	●
End damping (lift and retract) 535-95 lift only	●	●	●	●
Quick auxiliary venting	○	●	●	●
Bucket control system	○	●	●	●
Auto SmoothRide System (SRS)	○	○	●	●
High flow auxiliary	○	○	○	●
Options				
Twin front auxiliaries	○	○	○	○
Twin rear auxiliaries	○	○	○	○
Seat – air suspension and heated	○	○	○	●
Seat mounted joystick	–	○	●	●
Auto reversing fan	○	○	○	●
Air conditioning	●	●	●	●
2-speed and intermittent wash/wipe	○	○	○	●
Remote centralised rear grease points (7m only)	○	○	○	●
Transmission belly guard kit	○	○	○	●
Limited slip differential in front axle	○	○	○	●
Lighting				
LED work lights – cab (2 front and 2 rear)	○	○	○	–
LED work lights – boom	○	○	○	–
LED rear hitch light	○	○	○	●
360° LED work light package	–	–	–	●
LED interior light	–	–	–	●
LED number plate light	–	–	–	●
LED road light package – front and rear road lights	–	–	–	○
Large bore exhaust	–	–	–	○

Standard ● Optional ○ Not applicable –
 (Some options are territory dependant)

HYDRAULICS

		531-70	535-95	536-70 LP	541-70
Model		AGRI / AGRI Plus / AGRI Super / AGRI Pro	AGRI / AGRI Plus / AGRI Super	AGRI / AGRI Plus / AGRI Super	AGRI / AGRI Plus / AGRI Super / AGRI Pro
Operating system pressure	bar	241	241	260	260
Main hydraulics	l/min	140	140	140	140
Pump		Variable	Variable	Variable	Variable
Hydraulic cycle times					
Lift	seconds	4.5	5.6	5	5
Lower	seconds	5.7	6.3	5.2	5.2
Extend	seconds	6.7	9.4	6.7	6.7
Retract	seconds	5	10	5	5
Bucket dump	seconds	2.9	1.9	2.9	2.9
Bucket crowd	seconds	2.3	2.5	2.3	2.3

SERVICE CAPACITIES

Fuel tank	litres	146
Hydraulic tank	litres	113
Coolant	litres	23
Fuel tank 536-70 LP	litres	125
Engine oil sump	litres	14
DEF tank	litres	20.8
DEF tank 536-70 LP	litres	19.3

ELECTRICAL SYSTEM

System voltage	Volt	12
Alternator	Amp/hour	150
Battery capacity	Amp/hour	220

STANDARD MACHINE FEATURES		
Transmission	AGRI / AGRI Plus	<p>JCB Powershift transmission incorporating torque converter, bevel box and a 4 speed Powershift gearbox in one resiliently mounted unit.</p> <p>Operating modes: Manual gear shift incorporated onto the single lever joystick with 4 forward and 4 reverse Powershift gears.</p> <p>Travel speed 74hp: 29kph, 109hp - 125hp: 33kph.</p> <p>Electrical 2/4 wheel drive disconnect.</p> <p>Switchable transmission disconnect on brake pedal.</p>
	AGRI TorqueLock 4 (optional)	<p>JCB Powershift transmission incorporating torque converter, bevel box and a 4 speed Powershift gearbox in one resiliently mounted unit.</p> <p>Operating modes: Manual gear shift incorporated onto the single lever joystick with 4 forward and 4 reverse Powershift gears.</p> <p>Travel speed 40kph.</p> <p>Electrical 2/4 wheel drive disconnect.</p> <p>Switchable transmission disconnect on brake pedal.</p>
	AGRI Super	<p>JCB Autoshift transmission incorporating torque converter, bevel box and 6-speed powershift gearbox with TorqueLock in 5th and 6th gear in one resiliently mounted unit.</p> <p>Operating modes: Manual and Auto gear shifts incorporated onto the single lever joystick with 6 forward and 4 reverse Powershift gears.</p> <p>Travel speed 40kph.</p> <p>Electrical 2/4 wheel drive disconnect.</p> <p>Auto selection between 4th and 6th gear in Auto mode.</p> <p>Switchable transmission disconnect on brake pedal.</p>
	AGRI Pro	<p>JCB DualTech Variable Transmission incorporating bevel box, combining hydrostatic and 3 speed direct drive mechanical Powershift gearbox with Flexi mode in one resiliently mounted unit.</p> <p>Operating modes: Flexi mode, Manual and Auto Drive (D), gear shift incorporated onto the single lever joystick with 1 forward and 1 reverse hydrostatic and 3 forward Powershift gears.</p> <p>Travel speed 40kph.</p> <p>Auto 2/4 wheel drive disconnect</p> <p>Auto selection when in Drive (D) mode.</p> <p>Permanent inching function on the brakes pedal.</p>
Axles	AGRI / AGRI Plus / AGRI Super	<p>Front and rear drive: JCB epicyclic hub reduction drive/steer axles with Max-Trac torque proportioning differentials. When 2WD front axle drive.</p>
	AGRI Pro	<p>Front and rear drive: JCB epicyclic hub reduction drive/steer axles with Front: Limited Slip Differential (LSD) and Rear: Max-Trac torque proportioning differential. When 2WD rear axle drive.</p>
Brakes		<p>Service brakes: Hydraulically activated, self-adjusting, oil-immersed in-board high back-off multi-disc type on front axle. Hydraulically powered service brakes on all model variants. (Agri Pro - Power Brakes).</p> <p>Parking brake: SAHR (Spring Applied Hydraulic Release) park brake.</p> <p>Trailer brakes: Twin line hydraulic trailer brakes and electronically controlled braking system.</p>
Boom and carriage		<p>Boom is manufactured from high tensile steel.</p> <p>JCB Q-fit self-levelling carriage with lever operated pin locking accepts pallet forks and a wide range of attachments.</p>
Steering		Hydrostatic power steering with power track rods on both axles.

STANDARD MACHINE FEATURES (CONTINUED)		
Deluxe cab		<p>Quiet, safe and comfortable cab conforms to ROPS ISO 3471 and FOPS ISO 3449.</p> <p>Tinted glass all round with laminated front and roof screen. Roof bars, front, rear and roof screen wash/wipe and heater/screen demister.</p> <p>Opening rear window.</p> <p>Audio-visual warning system for coolant temperature, water in fuel, engine oil pressure, air cleaner, battery charge, transmission oil temperature and pressure.</p> <p>Hourmeter and road speed indicator. Engine temperature, fuel gauge and clock.</p> <p>Adjustable steer column with stalk bar forward reverse shuttle.</p> <p>Adjustable deluxe suspension seat with adjacent park brake.</p> <p>Automatic eye level audio-visual load moment indicator warning system receiving a signal from a load sensor on the rear axle. This system continuously monitors the machine's forward stability and leaves the operator in control at all times.</p>
Hydraulic controls:	AGRI / AGRI Plus	Cab mounted single lever servo joystick, incorporating forward/neutral/reverse, with progressive extend/retract and auxiliary incorporating constant flow facility.
	AGRI Super / AGRI Pro	Seat mounted single lever servo joystick, incorporating forward/neutral/reverse, with progressive extend/retract and auxiliary incorporating constant flow facility.
Options and accessories		Work lighting, rotating flashing beacon, fire extinguisher, Traction, Floation and Ag Industrial tyre tread patterns, windscreen and roof guard, front and roof screen blind, radio kit, clean air kit, towing facility with trailer lighting package, carriage options available – contact your local dealer.

(Note – some options are territory dependant)

Machines comply with Australian Standard 1418.19



ONE COMPANY, OVER 300 MACHINES.

Your nearest JCB dealer

AGRI LOADALL 531-70/535-95/536-70LP/541-70

Gross power: 81kW/109hp – 108kW/145hp

Lift capacity: 3,000kg – 4,000kg Lift height: 6.2m – 9.5m

1300 522 232 | jcbcea.com.au

©2015 JCB Sales. All rights reserved. No part of this publication may be reproduced, stored in a retrieval system, or transmitted in any form or by any other means, electronic, mechanical, photocopying or otherwise, without prior permission from JCB Sales. All references in this publication to operating weights, sizes, capacities and other performance measurements are provided for guidance only and may vary dependant upon the exact specification of machine. They should not therefore be relied upon in relation to suitability for a particular application. Guidance and advice should always be sought from your JCB Dealer. JCB reserves the right to change specifications without notice. Illustrations and specifications shown may include optional equipment and accessories. The JCB logo is a registered trademark of J C Bamford Excavators Ltd.

